

Excavator attachments

Demolition, recycling and earth-moving.
Experience our Hydraulic Attachment Tools.



Product overview

Meet our Hydraulic Attachment Tools. Built with technology that makes them light, compact and more powerful than ever.



SB
55 - 1,060 kg



MB
750 - 1,650 kg



HB
2,000 - 10,000 kg



Hydraulic Breakers

pages 8-13



HC
160 - 1,400 kg



Hydraulic Compactors

pages 14-15



CB
320 - 2,600 kg



Concrete Busters

pages 16-17



CC
1,750–7,100 kg



Combi Cutters

pages 18–19



DP
2,130–2,930 kg



Demolition Pulverizers

pages 20–21



BP
2,090–3,790 kg



Bulk Pulverizers

pages 22–23



MG
90–5,300 kg



Multi Grapples

pages 24–25



SC
2,500–8,250 kg



Steel Cutters

pages 26–27



HM
1,550–2,000 kg



Hydro Magnets

pages 28–29



BC
2,250–6,050 kg



Bucket Crushers

pages 30–31



Demolition



Earth-moving



Recycling







Time to change the industry. Again. Welcome to Epiroc.

We created the first-ever hydraulic breaker. The patent awarded in 1963 set the stage for a new way of using hydraulic attachment tools on excavators – changing an entire industry. Since then, customers around the world have been benefiting from our hydraulic tools.

In fact, today our dedicated sales network is present in more than 180 countries, with Customer Centers in 60 locations. And even though we are now under the Epiroc flag, we are still the same people whom you already know. We will keep all our existing dealers and service partners, and most of our well-known sales team. It's business as usual.

However, one thing is completely new. We have built our own logistics centre in Essen, with parts and tools being delivered directly from our factory next door. Having everything coming out of one place means better service for you – from ordering your goods, to shipping and delivery – we make sure you stay up and running.



A solid choice

Solid Body Breakers are perfect for demolishing light concrete structures and asphalt pavements, both outdoors and indoors, performing earthworks, scaling in underground operations, and cleaning ladles and converters in foundries.

Energy recovery automatically utilizes the piston recoil energy to reduce vibration levels with the simultaneous increase of performance.

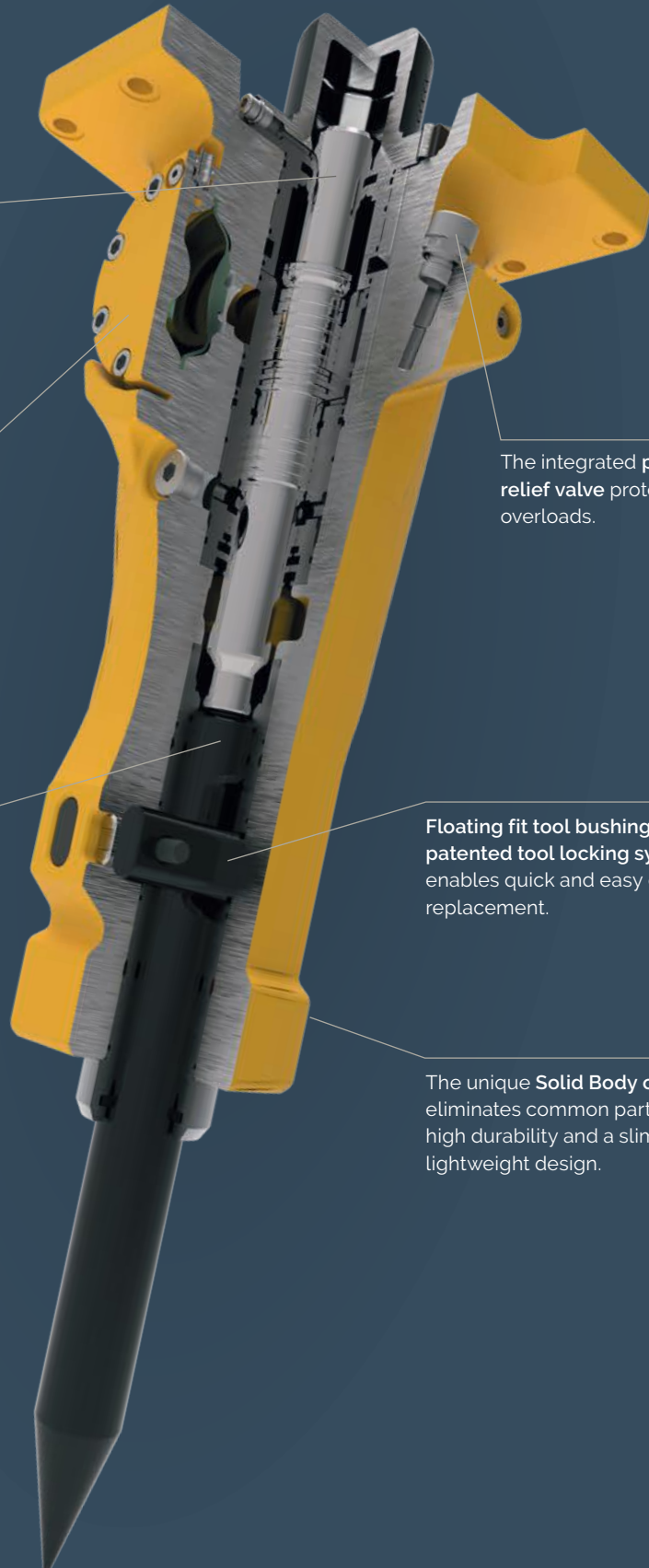
Maintenance-free high-pressure accumulator with a **patented diaphragm support** delivers consistent performance and high reliability.

The optional automatic lubrication systems **ContiLube II micro** (SB 52 – 552) and **ContiLube II** (SB 702 – 1102) optimize the lubrication procedure and reduce maintenance and standstills to a minimum.

The integrated **pressure relief valve** protects against overloads.

Floating fit tool bushing with a **patented tool locking system** enables quick and easy on-site replacement.

The unique **Solid Body concept** eliminates common parts to enable high durability and a slim, compact, lightweight design.




SB range		SB 52	SB 102	SB 152	SB 202	SB 302	SB 452	SB 552	SB 702	SB 1102
Carrier weight class ¹⁾	t	0.7-1.1	1.1-3	1.9-4.5	2.5-6	4.5-9	6.5-13	9-15	10-17	13-24
Service weight ²⁾	kg	55	90	140	200	300	440	520	720	1,060
Tool diameter	mm	40	45	50	65	80	95	100	105	120
Max. hydraulic input power	kW	7	9	11	17	20	25	29	34	40
Oil flow rate	l/min	12-27	16-35	25-45	35-65	50-80	55-100	65-115	80-120	100-135
Operating pressure	bar	100-150	100-150	100-150	100-150	100-150	100-150	100-150	120-170	130-180
Impact rate	bpm	750-1,700	750-2,300	850-1,900	850-1,800	600-1,400	550-1,250	650-1,150	600-1,050	550-850
Sound power level guaranteed ³⁾	dB(A)	117	115	114	118	119	122	126	122	123
A	mm	444	571	686	727	807	849	919	1,012	1,166
B	mm	255	265	280	330	400	470	495	520	610

¹⁾ Weights apply to standard carriers only. Any variances must be agreed with Epiroc and/or the carrier manufacturer prior to attachment.

²⁾ Attachment with standard working tool & average-sized adapter plate.

³⁾ EN ISO 3744 in accordance with directive 2000/14/EC



The slim and compact design makes the SB range perfect for working in confined spaces such as inside buildings, along walls or in narrow trenches.



Good vibes only

The Medium Breakers are ideal for concrete and asphalt demolition work, secondary rock breaking and primary rock excavation on construction sites.

The automatic lubrication system **ContiLube II** optimizes the lubrication procedure and reduces maintenance and standstills to a minimum.

The **VibroSilenced Plus** concept with non-metallic suspension of percussion mechanism in the fully-sealed box reduces noise and vibration levels.

Energy recovery automatically utilizes the piston recoil energy to reduce vibration levels and improve performance.

The optional active two-stage sealing system **DustProtector II** extends the service life of components and lowers grease consumption.



The piston stroke length system **AutoControl** automatically adjusts the output balance during operation thus optimizing performance.

Short stroke mode in soft material

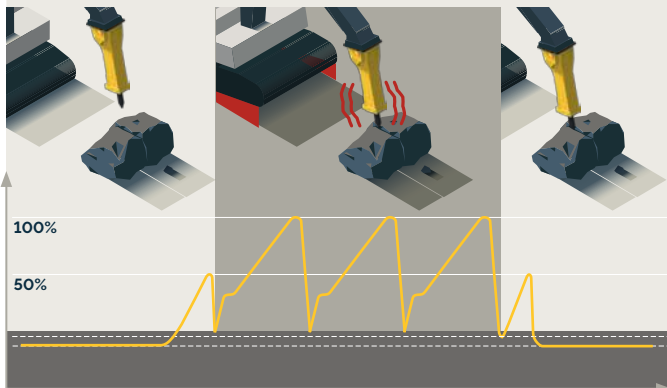
Impact energy  Normal impact energy
Impact rate  High impact rate

Long stroke mode in hard material

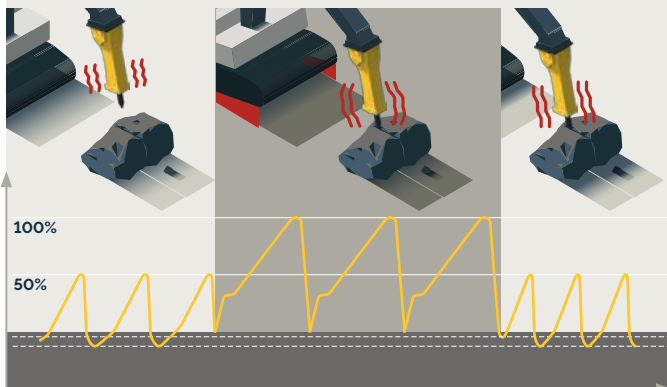
Impact energy  High impact energy
Impact rate  Normal impact rate

The patented **StartSelect** system enables the operator to adjust the start-up & shutdown behaviour depending on ground conditions.

AutoStop prevents blank firing on solid ground.




AutoStart simplifies positioning in unstable ground conditions.



The Medium Breakers are made for a variety of applications, combining efficiency with high performance.

MB range		MB 750	MB 1000	MB 1200	MB 1500	MB 1650
Carrier weight class ¹⁾	t	10–17	12–21	15–26	17–29	19–32
Service weight ²⁾	kg	750	1,000	1,200	1,500	1,650
Tool diameter	mm	100	110	120	135	140
Max. hydraulic input power	kW	34	39	42	46	51
Oil flow rate	L/min	80–120	85–130	100–140	120–155	130–170
Operating pressure	bar	140–170	160–180	160–180	160–180	160–180
Impact rate	bpm	370–840	350–750	340–680	330–680	320–640
Sound power level guaranteed ³⁾	dB(A)	117	120	120	121	121
Standard version						
A	mm	1,320	1,458	1,494	1,550	1,573
B	mm	510	570	600	635	670
DustProtector II version						
A	mm	1,400	1,548	1,580	1,630	1,673
B	mm	430	480	515	555	570



¹⁾ Weights apply to standard carriers only. Any variances must be agreed with Epiroc and/or the carrier manufacturer prior to attachment.

²⁾ Attachment with standard working tool & average-sized adapter plate.

³⁾ EN ISO 3744 in accordance with directive 2000/14/EC

A breakthrough performance

Our Heavy Breakers are highly adapted for primary blast-free rock excavation and secondary rock breaking on construction sites and in quarries, surface and underground mines as well as primary demolition of massive reinforced concrete structures.

The automatic lubrication system **ContiLube II** optimizes the lubrication procedure and reduces maintenance and standstills to a minimum.

Energy recovery automatically utilizes the piston recoil energy to reduce vibration levels and improve performance.

The **VibroSilenced Plus** concept with non-metallic suspension of percussion mechanism in the fully-sealed box reduces noise and vibration levels.

The optional active two-stage sealing system **DustProtector II** extends the service life of components and lowers grease consumption.



The built-in pressure cut-off valve **PowerAdapt** prevents overloading.

The piston stroke length system **AutoControl** automatically adjusts the output balance during operation thus optimizing performance.

Short stroke mode in soft material

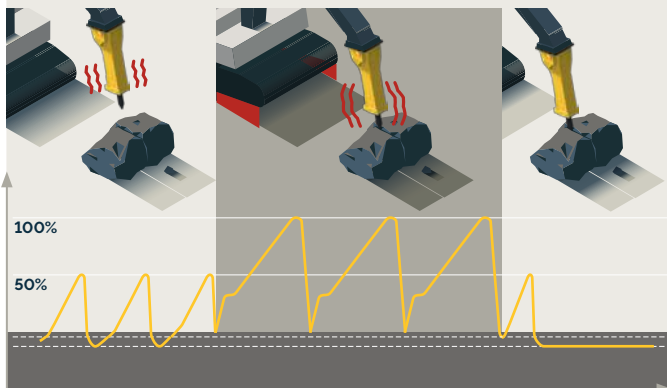
Impact energy  **Normal impact energy**
Impact rate  **Short impact rate**

Long stroke mode in hard material


Impact energy  **High impact energy**
Impact rate  **Normal impact rate**

The patented **Intelligent Protection System (IPS)** automatically adjusts the start-up & shutdown behaviour during operation combining easy positioning with maximum blank firing protection.

IPS combines the benefits of both AutoStart and AutoStop: easy positioning and blank firing protection.



The robust design and high durability make the Heavy Breakers suitable for the toughest jobs.



HB range		HB 2000	HB 2500	HB 3100	HB 3600	HB 4100	HB 4700	HB 5800	HB 7000	HB 10000
Carrier weight class ¹⁾	t	22-38	27-46	32-52	35-63	40-70	45-80	58-100	70-120	85-140
Service weight ²⁾	kg	2,000	2,500	3,100	3,600	4,100	4,700	5,800	7,000	10,000
Tool diameter	mm	145	155	165	170	180	190	200	210	240
Max. hydraulic input power	kW	57	66	81	90	96	108	117	135	159
Oil flow rate	l/min	150-190	170-220	210-270	240-300	250-320	260-360	310-390	360-450	450-530
Operating pressure	bar	160-180	160-180	160-180	160-180	160-180	160-180	160-180	160-180	160-180
Impact rate	bpm	300-625	280-580	280-560	280-560	280-550	280-540	280-480	280-450	250-380
Sound power level guaranteed ³⁾	dB(A)	120	121	120	123	124	126	121	121	123
Standard version										
A	mm	1,861	2,042	2,209	2,274	2,359	2,454	2,580	2,855	-
B	mm	635	640	675	700	750	790	815	835	-
DustProtector II version										
A	mm	1,926	2,087	2,254	2,318	2,404	2,509	2,635	2,905	3,142
B	mm	570	600	630	650	705	730	760	785	800

¹⁾ Weights apply to standard carriers only. Any variances must be agreed with Epiroc and/or the carrier manufacturer prior to attachment.

²⁾ Attachment with standard working tool & average-sized adapter plate.

³⁾ EN ISO 3744 in accordance with directive 2000/14/EC

On solid ground

The Hydraulic Compactors are designed for effectively compacting soil in trenching, ground levelling, embankment construction, driving in and pulling out posts, sheet piling and other formworks.

Optional 360° endless **hydraulic rotation** allows optimal positioning and precise handling (HC 350-1050).

The integrated **flow and pressure control valve** prevents overloading.

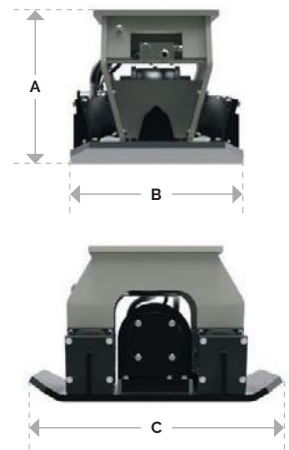
Optional **backfill blades** for clearing and moving soil.

To improve force distribution and thus lessen the strain, the **outward shock mounts** are tilted 15°.

No need for manual greasing thanks to the **permanent oil splash lubrication**.



HC range		HC 150 ³⁾	HC 350 ³⁾	HC 450 ³⁾	HC 850 ³⁾	HC 1050 ³⁾
Static version						
Carrier weight class ¹⁾	t	1-3	3-8	4-9	9-20	20-40
Service weight ²⁾	kg	160	320	430	880	1,130
Product weight	kg	140	286	400	828	1,044
A	mm	486	623	622	764	786
B	mm	295	475	610	710	864
C	mm	721	846	929	1,272	1,364
Rotating version						
Carrier weight class ¹⁾	t	-	4-8	5-9	9-20	20-40
Service weight ²⁾	kg	-	440	550	1,055	1,400
Product weight	kg	-	408	522	1,003	1,304
A	mm	-	913	912	1,054	1,088
B	mm	-	475	610	710	864
C	mm	-	846	929	1,272	1,364
Static and rotating version						
Frequency	Hz	35	35	37	37	37
Force	kN	13.7	22.6	35.3	71.6	103
Compaction coverage	m ²	0.17	0.31	0.40	0.68	0.90
Oil flow rate	l/min	30	57	76	114	151
Max. operating pressure	bar	150	150	150	150	150
Oil flow rate (rotation)	l/min	-	25	25	25	25
Max. operating pressure (rotation)	bar	-	320	320	320	320



¹⁾Weights apply to standard carriers only. Any variances must be agreed with Epiroc and/or the carrier manufacturer prior to attachment.

²⁾Attachment with average-sized adapter plate.

³⁾Drainage line required



Our low-noise Hydraulic Compactors work quickly, are simple to operate and make positioning easy.

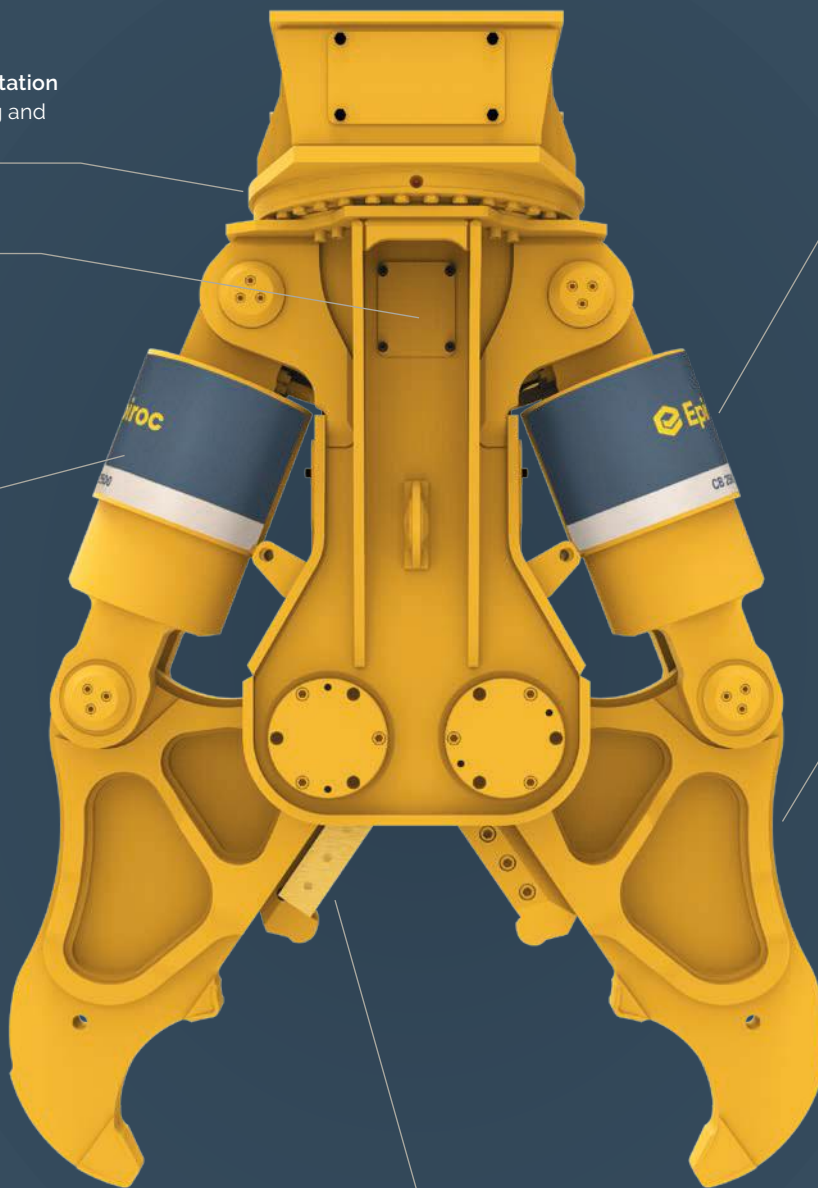
When the demand is high

Our Concrete Busters are perfectly designed for primary demolition of wide reinforced concrete structures.

360° endless **hydraulic rotation** allows optimal positioning and precise handling.

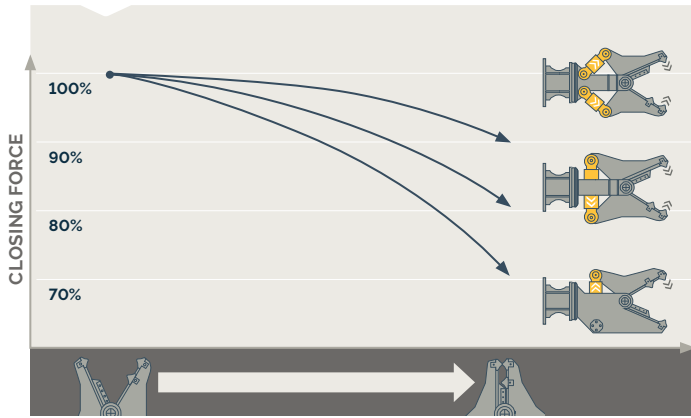
Faster working cycles thanks to the integrated **speed valve**.

Full hydraulic cylinder protection thanks to the **piston rod guards**.


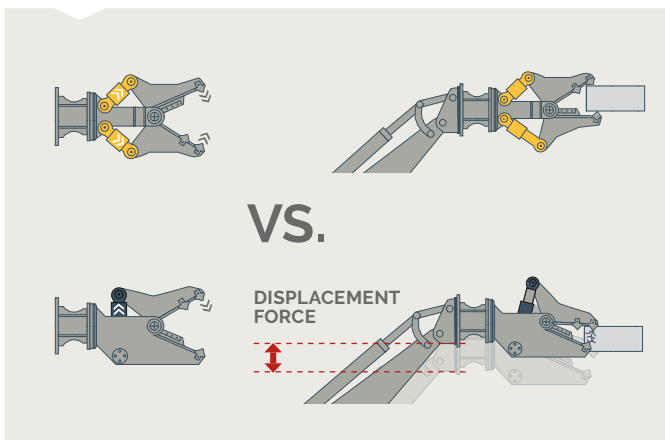


Cutting blades are both replaceable and reversible.

Two powerful hydraulic cylinders deliver virtually constant closing force for high productivity.



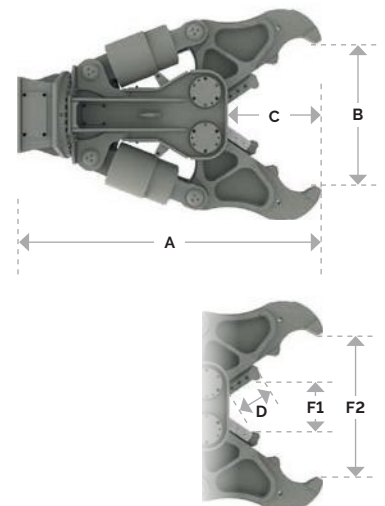
Two independently moving jaws eliminate displacement force, thus lowering stress levels.



The lightweight Concrete Busters are ideal for high reach deconstruction. Perfect for demolition sites in residential areas.

CB range

		CB 350	CB 750	CB 950	CB 2500
Carrier weight class ¹⁾	t	2-8	7-14	12-20	20-35
Service weight ²⁾	kg	320	730	940	2,600
Product weight	kg	290	617	794	2,370
A	mm	907	1,374	1,700	2,260
B	mm	380	480	680	1,100
C	mm	219	269	324	750
D	mm	90	140	140	240
F1	t	199	236	312	360
F2	t	53	57	89	100
Cycle time (opening/closing)	sec	3.8 / 3.0	3.4 / 2.6	5.8 / 5.0	3.8 / 2.8
Oil flow rate (opening & closing)	l/min	50-90	90-180	90-180	150-250
Max. operating pressure (opening & closing)	bar	300	350	350	350
Oil flow rate (rotation)	l/min	5-10	20-25	20-25	35-50
Max. operating pressure (rotation)	bar	170	210	210	170



¹⁾ Weights apply to standard carriers only. Any variances must be agreed with Epiroc and/or the carrier manufacturer prior to attachment.

²⁾ Attachment with average-sized adapter plate.

Cutting edge

Our multi-purpose Combi Cutters with various jaw type options can be used flexibly in primary demolition and secondary reduction of concrete structures as well as cutting steel structures at demolition sites.

360° endless **hydraulic rotation** allows optimal positioning and precise handling.

Faster working cycles thanks to the integrated **speed valve**.


Full hydraulic cylinder protection thanks to the **piston rod guards**.

CAPS, the Coupling and Positioning System, makes it easy to switch jaw types on site to suit the work in hand.

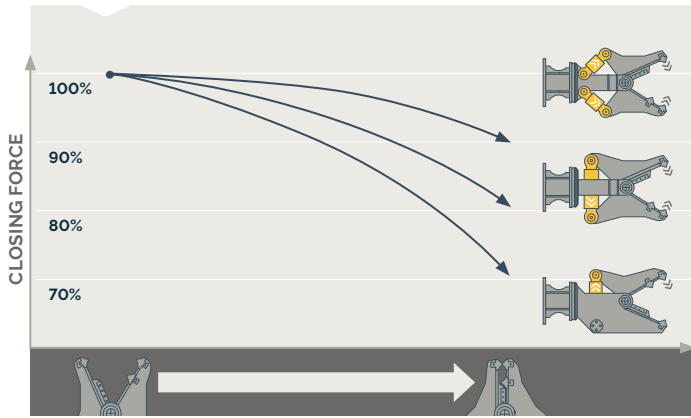


Crushing teeth of U-version are replaceable.

Cutting blades of the U- and S-versions are both replaceable and reversible.

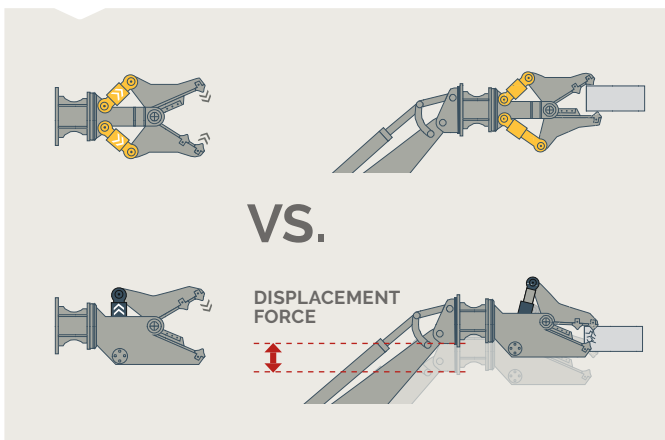




Two powerful hydraulic cylinders deliver virtually constant closing force for high productivity.

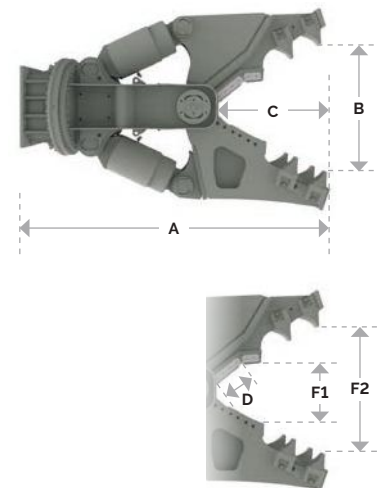


Our highly dependable and versatile Combi Cutters feature two powerful hydraulic cylinders for superior productivity.

Two independently moving jaws eliminate displacement force, thus lowering stress levels.



CC range			CC 1700	CC 2300	CC 3100	CC 3700	CC 5000	CC 7000
Carrier weight class ¹⁾	t		15-25	20-30	25-40	32-50	45-65	58-85
Universal version (U)								
	Service weight ²⁾	kg	1,900	2,300	3,100	3,700	5,050	7,100
	Product weight	kg	1,760	2,150	2,880	3,400	4,730	6,450
	A	mm	2,044	2,159	2,341	2,420	2,960	3,100
	B	mm	740	750	870	1,000	1,300	1,400
	C	mm	615	660	700	765	1,090	1,150
	D	mm	350	350	350	525	525	525
	F1	t	225	257	430	510	620	830
	F2	t	57	70	104	126	155	180
Steel cutting version (S)								
	Service weight ²⁾	kg	1,750	2,100	2,850	3,400	4,830	6,750
	Product weight	kg	1,610	1,950	2,635	3,110	4,510	6,000
	A	mm	1,868	1,983	2,059	2,320	2,800	2,930
	B	mm	370	415	400	440	720	750
	C	mm	430	485	465	625	865	900
	D	mm	380	380	380	525	875	875
	F1	t	225	294	430	510	620	830
	F2	t	79	87	145	147	198	205
Universal & Steel cutting version								
Cycle time (opening/closing)	sec		1.7 / 1.6	1.7 / 1.6	3.1 / 2.9	3.0 / 2.8	3.7 / 3.2	3.7 / 3.7
Oil flow rate	l/min		150-250	150-250	150-250	220-350	350-450	450-550
Max. operating pressure	bar		350	350	350	350	350	350
Oil flow rate	l/min		35-50	35-50	35-50	35-50	45-55	45-55
Max. operating pressure	bar		170	170	170	170	115	115



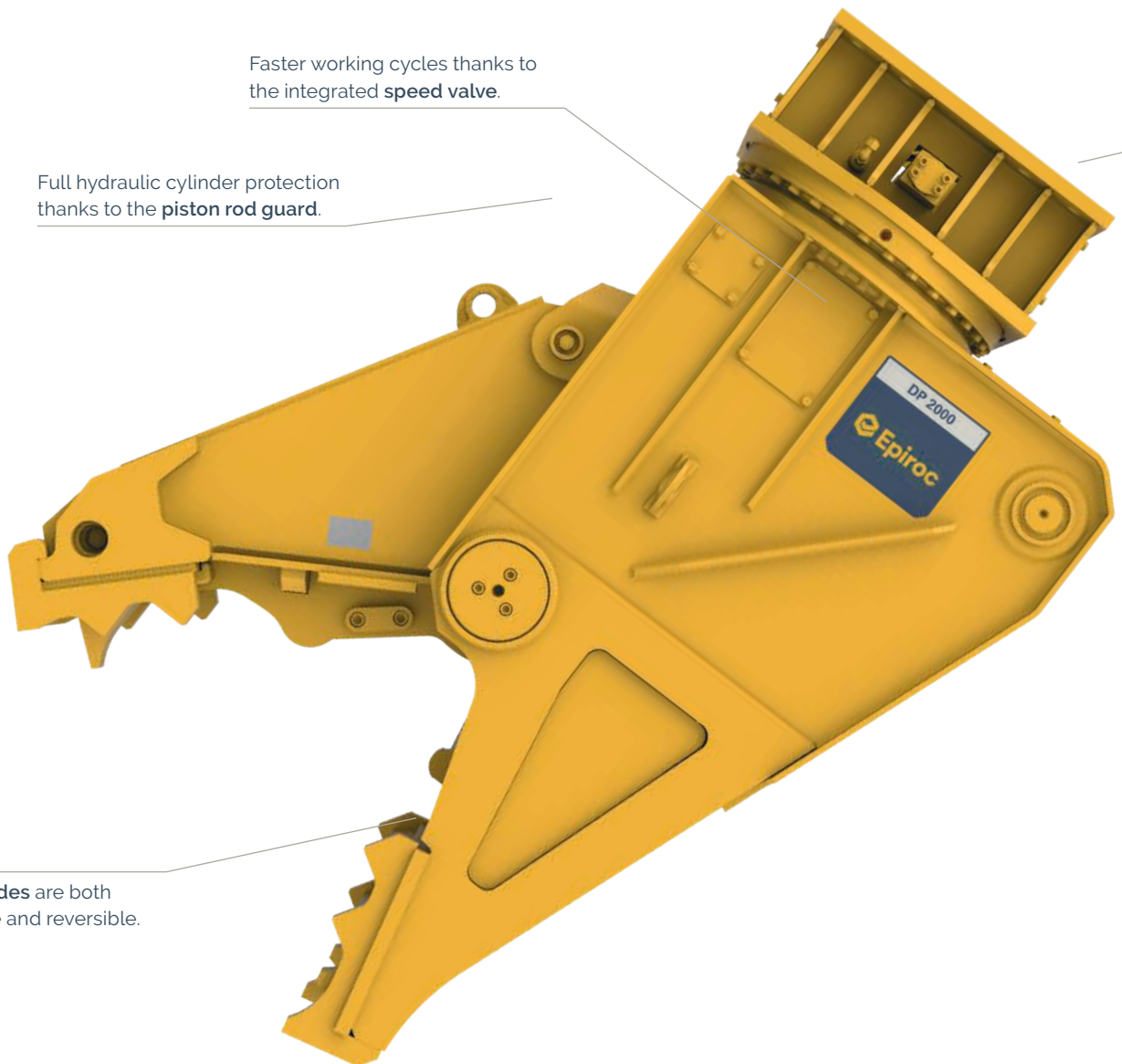
¹⁾Weights apply to standard carriers only. Any variances must be agreed with Epiroc and/or the carrier manufacturer prior to attachment.
²⁾ Attachment with average-sized adapter plate.

Levelling the working field

The straight design of the Demolition Pulverizer makes it optimally suited for primary demolition and secondary reduction of non-reinforced and reinforced concrete structures.

Faster working cycles thanks to the integrated **speed valve**.

Full hydraulic cylinder protection thanks to the **piston rod guard**.



Cutting blades are both replaceable and reversible.

360° endless hydraulic rotation allows optimal positioning and precise handling.

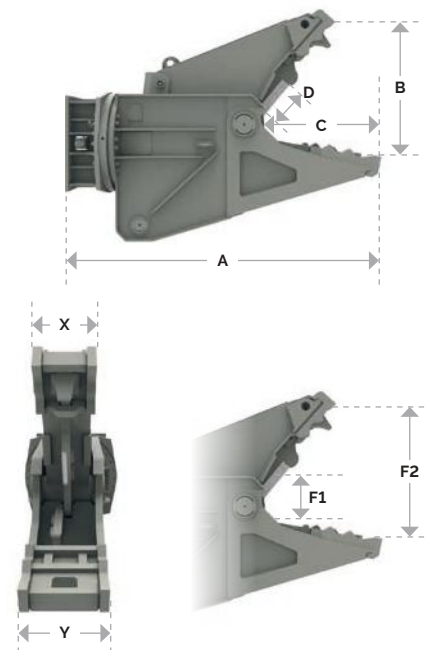


Long-term use is guaranteed by the extremely robust design of the Demolition Pulverizers. Wear parts are also easily replaced on-site.

DP range		DP 2000	DP 2800
Carrier weight class ¹⁾	t	18-27	25-35
Service weight ²⁾	kg	2.130	2.930
Product weight	kg	1.990	2.715
A	mm	2.320	2.550
B	mm	820	1.000
C	mm	650	750
D	mm	190	350
X	mm	340	340
Y	mm	490	500
F1	t	265	320
F2	t	85	100
Cycle time (opening/closing)	sec	4.0/4.0	4.0/4.0
Oil flow rate (opening & closing)	l/min	150-250	250-350
Max. operating pressure (opening & closing)	bar	350	350
Oil flow rate (rotation)	l/min	35-50	35-50
Max. operating pressure (rotation)	bar	170	170

¹⁾ Weights apply to standard carriers only. Any variances must be agreed with Epiroc and/or the carrier manufacturer prior to attachment.

²⁾ Attachment with average-sized adapter plate.



A versatile shape-shifter

The cleverly-angled Bulk Pulverizers efficiently separate rebar from concrete in the secondary reduction stage.

Optional 360° endless hydraulic rotation allows optimal positioning and precise handling.

Faster working cycles thanks to the integrated speed valve.

Full hydraulic cylinder protection thanks to the piston rod guard.

Tooth plate is replaceable for easy maintenance.

Cutting blades are both replaceable and reversible.

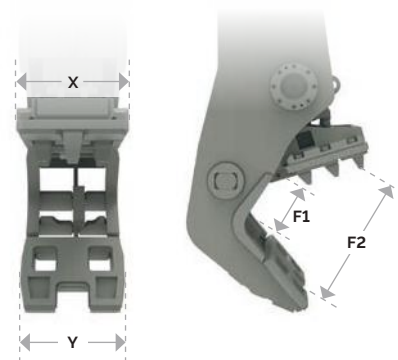
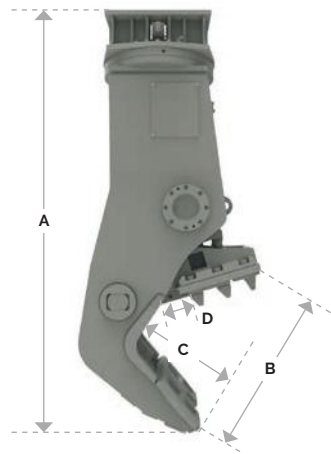




The Bulk Pulverizers' smart design also makes them ideal for primary demolition of ceilings and walls.

BP range

		BP 2050	BP 3050
Static version			
Carrier weight class ¹⁾	t	18-27	25-40
Service weight ²⁾	kg	2.090	3.100
Product weight	kg	1.890	2.750
A	mm	2.240	2.590
B	mm	875	1.020
C	mm	610	650
D	mm	190	190
X	mm	430	590
Y	mm	550	650
Rotating version			
Carrier weight class ¹⁾	t	22-27	30-40
Service weight ²⁾	kg	2.560	3.790
Product weight	kg	2.360	3.440
A	mm	2.630	2.990
B	mm	875	1.020
C	mm	610	650
D	mm	190	190
X	mm	430	590
Y	mm	550	650
Static and rotating version			
F1	t	290	365
F2	t	90	115
Cycle time (opening/closing)	sec	2.9 / 2.5	2.7 / 2.7
Oil flow rate (opening & closing)	L/min	150-250	150-250
Max. operating pressure (opening & closing)	bar	350	350
Oil flow rate (rotation)	L/min	35-50	35-50
Max. operating pressure (rotation)	bar	170	170



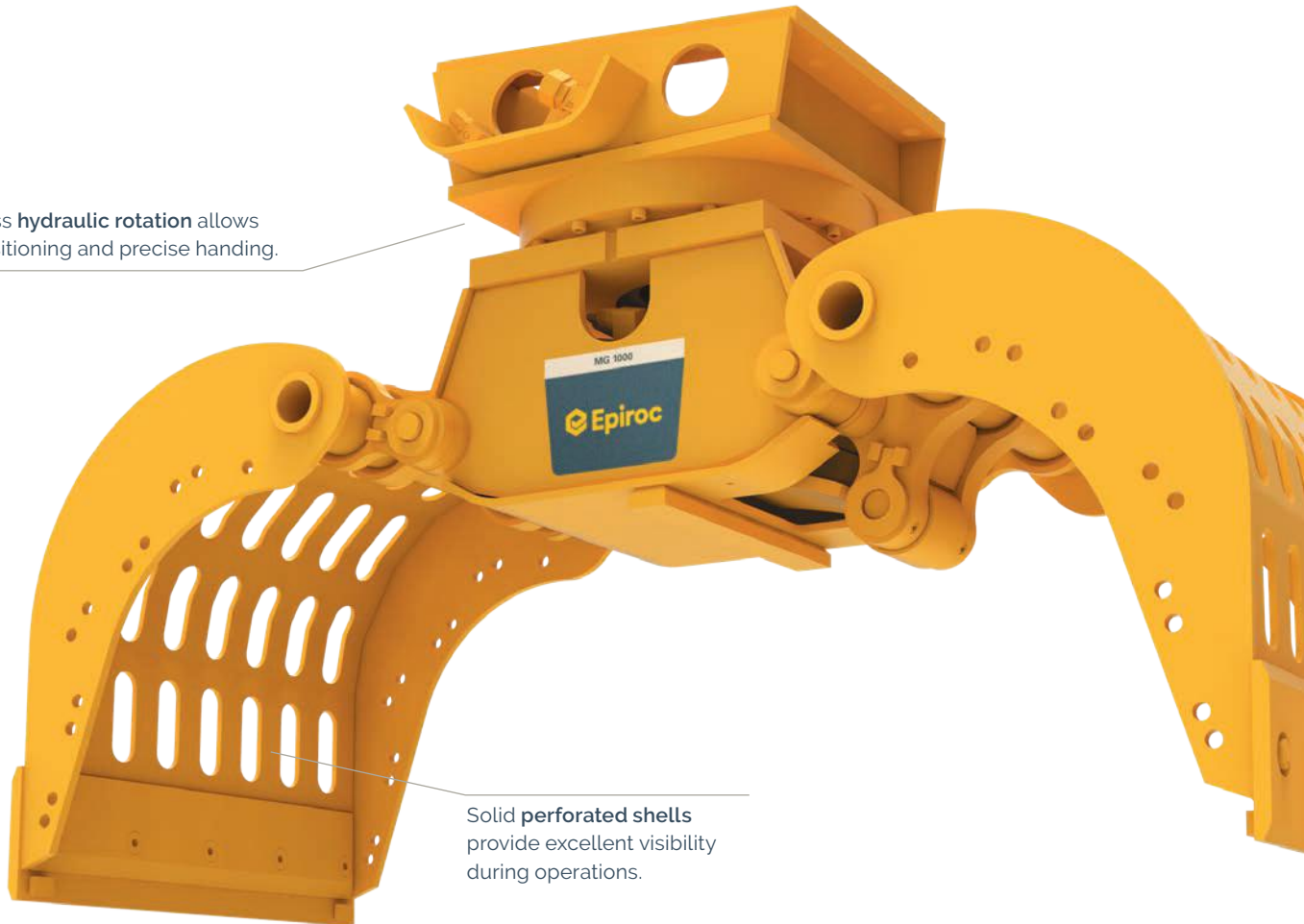
¹⁾ Weights apply to standard carriers only. Any variances must be agreed with Epiroc and/or the carrier manufacturer prior to attachment.

²⁾ Attachment with average-sized adapter plate.

Turn up the volume

Our Multi Grapples are ideal for loading and sorting various materials as well as demolishing wooden and masonry structures.

360° endless **hydraulic rotation** allows optimal positioning and precise handling.




Solid **perforated shells** provide excellent visibility during operations.

MG range		MG 100	MG 200	MG 300	MG 400	MG 500	MG 800	MG 1000
Carrier weight class ¹⁾	t	0.7-1.2	1.2-3	2-5	4-8	5-9	10-16	12-20
Service weight ²⁾	kg	90	175	290	450	460	825	1,150
Product weight	kg	71	155	255	384	396	752	966
A	mm	620	630	750	880	880	1,150	1,265
B	mm	600	900	1,187	1,480	1,585	1,791	1,900
C	mm	310	450	500	600	700	800	800
F1	t	0.6	1.5	2.0	2.3	2.4	3.8	4.6
Loading volume	m ³	0.02	0.05	0.11	0.21	0.25	0.35	0.49
Oil flow rate (opening & closing)	l/min	10-15	15-25	25-35	35-50	35-50	70-100	85-120
Max. operating pressure (opening & closing)	bar	300	300	300	300	300	350	350
Oil flow rate (rotation)	l/min	3-5	5-10	5-10	10-15	10-15	20-25	20-25
Max. operating pressure (rotation)	bar	170	170	170	170	170	170	170




Our Multi Grapples handle any material with utmost precision. They deliver a steady grip and virtually constant closing force.




Cutting blades are both replaceable and reversible.



Optional bolt-on side plates for handling fine-grained material and debris (MG 400-1500).



Optional tooth blades for block and stone handling (MG 400-1500).




MG range		MG 1500	MG 1800	MG 2300	MG 2700	MG 3000	MG 5000
Carrier weight class ¹⁾	t	16-24	20-28	25-38	28-50	35-50	45-100
Service weight ²⁾	kg	1,700	1,800	2,280	2,750	3,250	5,300
Product weight	kg	1,485	1,619	2,080	2,574	3,000	5,000
A	mm	1,500	1,500	1,450	1,635	1,800	2,000
B	mm	2,100	2,100	2,300	2,270	2,460	3,000
C	mm	1,020	1,200	1,200	1,200	1,500	1,500
F1	t	6.8	6.8	8.0	9.0	9.0	13.0
Loading volume	m ³	0.73	0.86	0.88	0.92	1.30	1.60
Oil flow rate (opening & closing)	l/min	120-170	150-170	160-180	180-200	180-200	280-300
Max. operating pressure (opening & closing)	bar	350	350	350	350	350	350
Oil flow rate (rotation)	l/min	30-35	30-35	30-35	30-35	30-35	50-60
Max. operating pressure (rotation)	bar	170	170	170	170	210	210


¹⁾ Weights apply to standard carriers only. Any variances must be agreed with Epiroc and/or the carrier manufacturer prior to attachment.

²⁾ Attachment with average-sized adapter plate.

Cut to the chase

Steel Cutters are ideal for cutting steel structures at demolition sites or recycling metal girders, sheets and cables at scrap yards.

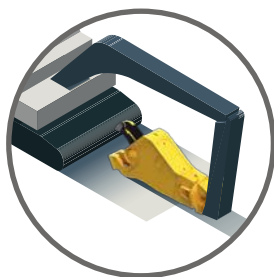





By forcing the material to where the cutter exerts the greatest force, the optimally-shaped jaw cuts through steel easily, no matter the size.



Boom-mounted
2nd member



Stick-mounted
3rd member



SC range		SC 270	SC 600	SC 2500	SC 3600	SC 4500 ³⁾	SC 6200 ³⁾	SC 8300 ³⁾
Carrier weight class-boom mounted ¹⁾	t	2-4	4-6	16-30	20-38	25-55	30-55	45-65
Carrier weight class-stick mounted ¹⁾	t	4-6	6-9	21-35	32-50	38-60	50-75	65-110
Static version								
Service weight ²⁾	kg	-	-	2,550	3,830	4,480	6,460	8,310
Product weight	kg	-	-	2,300	3,390	4,037	5,780	7,500
A	mm	-	-	2,235	2,880	3,220	3,555	4,230
B	mm	-	-	445	607	750	782	947
C	mm	-	-	416	544	625	701	903
Rotating version								
Service weight ²⁾	kg	380	650	2,750	4,030	4,880	6,860	9,060
Product weight	kg	340	570	2,500	3,590	4,440	6,180	8,250
A	mm	1,350	1,900	2,596	3,106	3,568	3,903	4,730
B	mm	195	290	445	607	750	782	947
C	mm	200	290	416	544	625	701	903
Static and rotating version								
F1	t	102	138	532	664	813	955	1,338
F2	t	36	46	130	156	168	201	242
Cycle time (opening/closing)	sec	2.0 / 2.8	1.8 / 2.4	2.9 / 3.1	2.8 / 2.2	3.6 / 2.9	5.3 / 3.5	4.9 / 3.2
Oil flow rate (opening & closing)	L/min	100	120	240	450	450	450	750
Max. operating pressure (opening & closing)	bar	250	300	350	350	350	350	350
Oil flow rate (rotation)	L/min	15	20	50	50	50	50	50
Max. operating pressure (rotation)	bar	100	100	170	170	170	170	170

¹⁾ Weights apply to standard carriers only. Any variances must be agreed with Epiroc and/or the carrier manufacturer prior to attachment.

²⁾ Attachment with average-sized adapter plate.

³⁾ Drainage line required

Waste no time

Hydro Magnets are the best way to pick up valuable scrap metal on-site and turn it into profit. They also protect the workforce and equipment by keeping the ground clear and safe.



Magnetization can be operated either hydraulically or electrically by **radio remote control**.

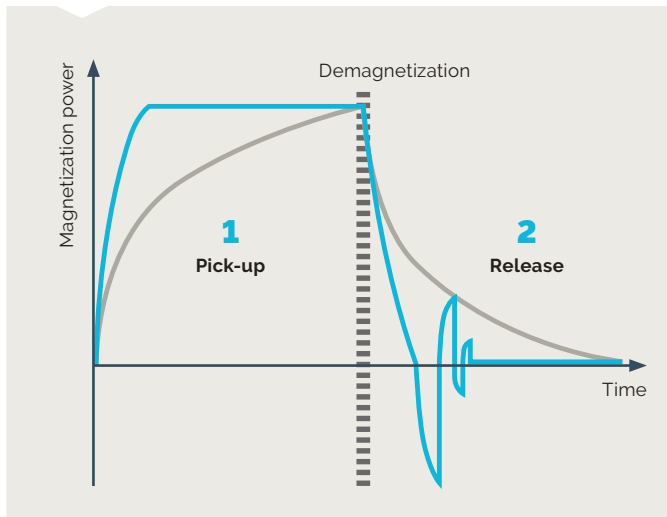
Integrated **LED status display** allows constant monitoring of the operating conditions.



Fixed magnet plate for demolition and construction sites and **movable magnet plate** with chain connector for mass loading at scrap yards.



Built-in generator with advanced control technology provides faster material pick-up by a quick magnetization with impulse excitation and material release by automatic demagnetization with counter voltage and sequence pulsation.



Easy installation makes the Hydro Magnets ideal for demolition sites, scrap yards and recycling facilities.


HM range

		HM 1500 ³⁾	HM 2000 ³⁾
Carrier weight class ¹⁾	t	12-30	15-45
Service weight ²⁾	kg	1,550	2,000
Product weight	kg	1,360	1,650
A (Fixed/movable version)	mm	1,025/1,580	1,050/1,605
B	mm	280	305
C	mm	1,060	1,250
Generator power	kW	13	13
Magnet power	kW	6	9
Tearing force	t	11.5	15.0
Maximum load	t	5.8	7.5
Oil flow rate (generator activation)	l/min	90-250	90-250
Max. operating pressure (generator activation)	bar	350	350
Oil flow rate (magnet plate activation)	l/min	20	20
Max. operating pressure (magnet plate activation)	bar	50	50

¹⁾ Weights apply to standard carriers only. Any variances must be agreed with Epiroc and/or the carrier manufacturer prior to attachment.

²⁾ Attachment with average-sized adapter plate.

³⁾ Drainage line required




A crush at work

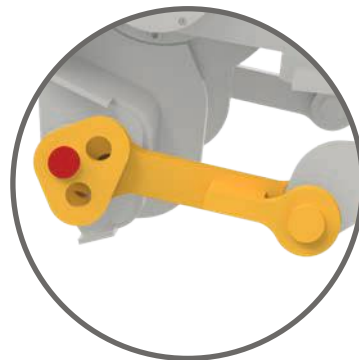
Our Bucket Crushers make easy work of concrete debris, rubble, masonry, asphalt, natural stone and rock by crushing the material on site.

The internal **timing belt transmission**, driven by **two powerful hydraulic motors**, has a narrower design and enables a reversible running direction to remove jammed material.


Quick grain size adjustment without special tools thanks to an intuitive system.



BC 2100
Grain sizes 20/40/60/90 mm



BC 2500/BC 3700/BC 5300
Grain sizes 20/45/70/95/125/150 mm




To increase throughput, a **moving sliding plate** continuously guides material to the crushing jaw.

Crushing jaw plates can be easily replaced on-site.



Our Bucket Crushers combine low maintenance and high performance. On-site crushing also means less transportation and dumpsite costs.

BC range		BC 2100 ³⁾	BC 2500 ³⁾	BC 3700 ³⁾	BC 5300 ³⁾
Carrier weight class ¹⁾	t	18-28	22-30	28-38	35-54
Service weight ²⁾	kg	2,250	2,870	4,290	6,050
Product weight	kg	2,120	2,670	4,000	5,700
A	mm	2,046	2,465	2,575	2,829
B	mm	1,311	1,500	1,600	1,700
C	mm	930	800	940	1,280
D	mm	400	420	420	465
E	mm	730	730	900	1,100
Loading volume	m ³	0.5	0.8	1.0	1.2
Oil flow rate	l/min	140-160	160-180	180-200	300
Max. operating pressure	bar	250	250	250	320



¹⁾ Weights apply to standard carriers only. Any variances must be agreed with Epiroc and/or the carrier manufacturer prior to attachment.

²⁾ Attachment with average-sized adapter plate.

³⁾ Drainage line required

United in performance. Inspired by innovation.

Performance unites us, innovation inspires us, and commitment drives us to keep moving forward. Count on Epiroc to deliver the solutions you need to succeed today and the technology to lead tomorrow.
epiroc.com

